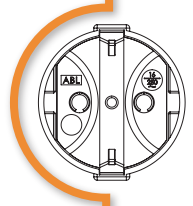
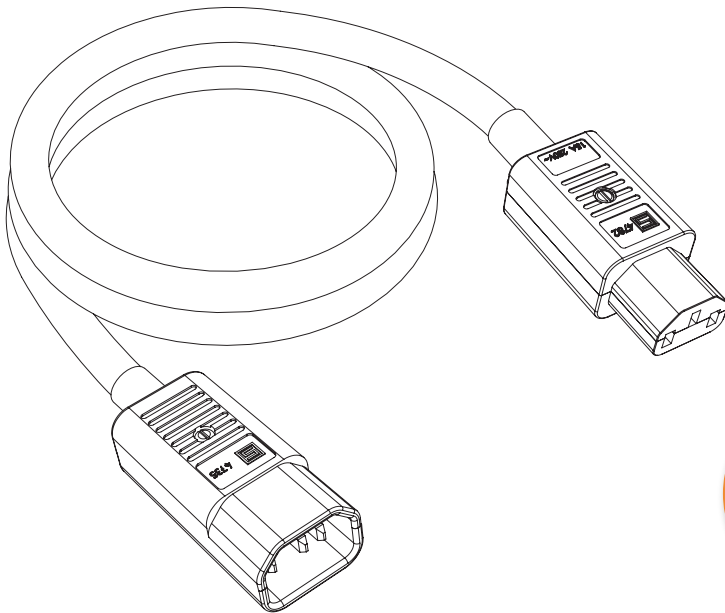


essentia
audiotools

User Manual

Rev 2.1 October 2023

Myni Conductor
8 / Euro coupling / IEC



Description

Essential Audio Tools power cords are built with two layers of screening; a 100% closed aluminium foil and a tinned braided copper screen. This double shielding protects the nearby signal cables from the fields generated by the current flowing through the conductors. It also works the other way around: preventing the conductors picking-up airborne disturbances from the environment. The twisted Oxygen Free Copper (OFC) conductors are fully capable of transporting the current your equipment needs without ohmic losses.

What to expect?

The result of experimenting with our power cords can vary from small changes to big surprises. The most heard improvements are quietness in silent parts of the music as well as more noticeable details and more holographic soundstage. A high quality recording with on average low volume and high dynamics will benefit most from the lowered background noise.

Safety precautions

Avoid water and other liquids

To avoid risk of fire and electrical shock: do not expose the cable to moisture. Use indoors and in dry locations only. Do not expose to dripping and/or splashing. Do not place objects filled with liquids -such as vases- on or near the cable. Do not use the cable if any liquid is spilled on the cable or into the connectors; return it to your dealer for servicing.

Unplug before cleaning

Always unplug the cable before cleaning. Only clean the cable with a dry cloth or duster. Do not use any cleaning solutions, sprays, or water.

Do not exceed maximum total load

The total current may not exceed the specified Amps.

Check your supply voltage

This cable is designed for a maximum of 250V~ @ 50/60Hz mains supply. Connecting to a higher voltage may damage the cable and warranty will be void.

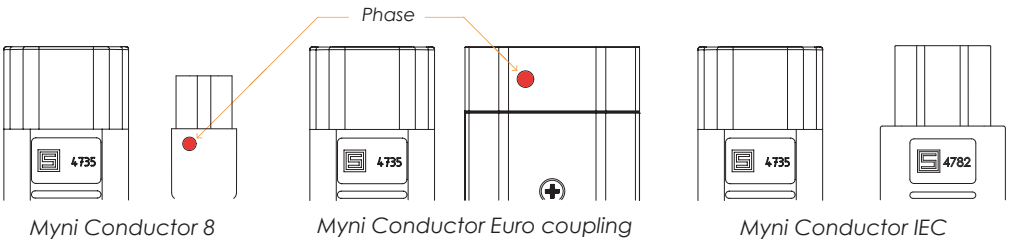
Connect power cords safely

Power cords should be routed in such a way that they are not likely to be walked on or pinched by items. Do not route power cords near heat sources. To disconnect the power cord, pull it out by the plug (wall outlet side first). Do not pull the cable itself, doing so may result in damage which can lead to fire or electric shock.

Specifications

Input connector	C14
Conductor type	OFC, stranded
Screening	Braided tinned copper + aluminium foil
Rated voltage	220-250V~ @ 50/60 Hz

Myni Conductor	8	Euro coupling	IEC
Output connector	C7	CEE 7/16	C13
Outer diameter	8mm	8mm	8mm
Conductors [mm ²]	2x 1,0	2x 1,0	3x 0,75
Maximum current	2,5A	2,5A	5A



Warranty

Essential Audio Tools products have a warranty period of two years from date of purchase. This warranty covers manufacturing defects and failures within products specifications.

When warranty is claimed the original bill with the buyer's name and date of purchase should be presented.

Warranty will void if:

- The device has not been used in conformance with the user manual.
- The device has been used in an industrial environment.
- The bill has been altered or made illegible.
- Modifications or repairs have been performed by non-authorized persons.
- Malfunction is caused by device-external conditions, such as: overloading, atmospheric discharges and fire or water damages etc.

Warranty is limited to damages regarding the cable itself: all eventual consequential damages are not covered by warranty.

More information about our products:



essential audiotools

MORE INFORMATION:
WWW.ESSENTIALAUDIOTOOLS.COM

